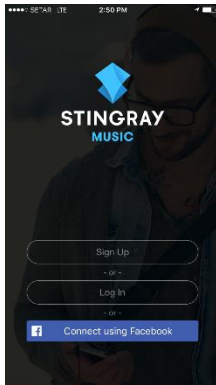


## Stingray Music App

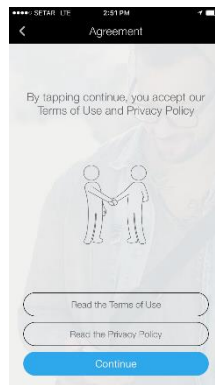
Stingray App is an extension of the music channels on Digital Cable (channels 450-499) that provides all types of music all day at all time.

The app offers all types of genres, from Opera to Pop, to Reggae, to Romance and more.

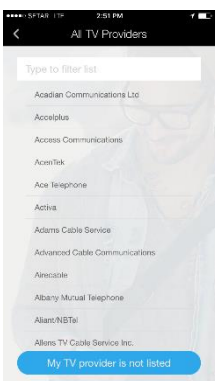
Download your app on your iOS or Android (coming soon) and follow these steps to activate:



**1.** Once downloaded, sign by using your email or your Facebook Account.



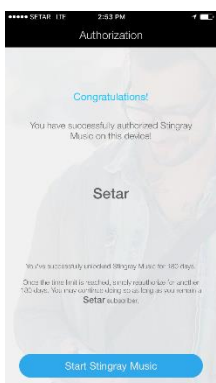
**2.** Once your account has been created, accept the terms of use and privacy policy.



**3.** Click on “All TV Providers” and search for SETAR.



**4.** Once you find SETAR, tune in to one of the channels on Digital Cable, click “start listening” and pair the app with the Stingray Cable Channel.

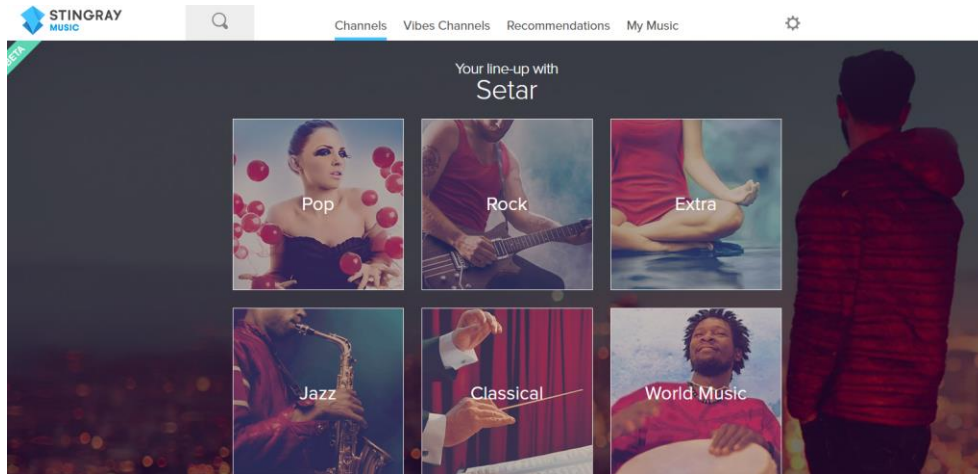


Once those steps are completed, you are ready to use and enjoy the app!

Go to “settings” then “audio quality & network” to choose whether to use it with WiFi only or not.



Once you authorized the Stingray Music App on your device, you can use the web browser version using the same credentials.



**Note: After 180 days of use, you would need to extend the period for Stingray. Go to Settings, Manage Account and choose to extend period.**